



DOON INTERNATIONAL SCHOOL SRINAGAR

SUBJECT: ENGLISH

Assignment: I

Grade: II

Name: _____ Roll no. _____ Sec: _____

A. CREATIVE SKILL:

Draw a rainbow butterfly, colour it and write three lines about it.

WRITING SKILL:

B. Unscramble the letters to form words

- a. monle _____
- b. nutocco _____
- c. pplea _____
- d. ingw _____
- e. bowrani _____
- f. eptsl _____
- g. owke _____

C. Read the passage and answer the questions that follow.

Mona lived near a big park. There are big trees and pretty flowers in the park. One day, Mona saw a pretty orange butterfly, in the park. She saw the butterfly fly to the rose bush. The butterfly sat on a red rose. Mona wanted to pick the butterfly. She went softly near the rose bush. But the butterfly spread its wings and flew away from the rose. It was now on the big mango tree. The mango tree was full of ripe yellow mangoes. There was a spider's web in the mango tree. The butterfly got caught in the web. The spider moved forward to catch the butterfly. Mona ran to help the butterfly. She picked the butterfly from the spider's web and let it go. The pretty orange butterfly flew from flower to flower. It was happy and free.

Tick (✓) the correct answers.

1. Where did Mona live?

- a) village b) park c) sea

2. What was in the park?

- a) insects b) lakes c) pretty flowers

3. What did Mona see one day?

- a) a pretty butterfly b) an eagle c) a bear

4. Where did the butterfly sit?

- a) tree b) red rose c) kite

5. Where did the butterfly get caught?

a) nest

b) bush

c) web

6. Who set the butterfly free?

a) spider

b) Mona

c) mango

D. Find words from the passage which mean the same as the given words.

1. garden

2. beautiful

3. quietly

4. huge

E. Rewrite the paragraph using capital letter and full stop.

butterflies are found all over the world they are beautiful flying insects they have six jointed legs they have four colourful wings they are very good fliers

F. GRAMMATICAL SKILL.

Make meaningful sentences.

1. milly /up /climbed/ a/ coconut tree

2. saw/ a/ tree/lemon/ she

3. love /to/ eat /I / cakes

4. I / can /your /borrow/ pencil

5. a/good/student/am/I

6. book/my/this/is


7. sister/is/sleeping/my

G. Colour the picture and write 2 rhyming words from the words given below.



1. Sun _____
2. Wall _____
3. Swing _____
4. Bird _____
5. Tree _____
6. Kid _____

H. Circle the words that rhyme with:




- | | |
|---------|------------------------------|
| a. Hen | pen, men, door, den, ten |
| b. Duck | door, luck, suck, muck, sun |
| c. Cat | lion, hat, mat, tiffin, past |
| d. Dog | log, hog, book, cog, took |
| e. Book | hook, look, sick, took, miss |
| f. Van | pan, man, win, can, sit |
| g. Tin | win, pin, sin, tan, pet |

I. Match the words that rhyme.

- | | |
|----------|-----------|
| 1. chair | a) match |
| 2. ruler | b) link |
| 3. bed | c) mat |
| 4. pink | d) head |
| 5. bat | e) hair |
| 6. latch | f) cooler |

J. Match the rhyming words with the pictures.


1. Mouse



2. Wall



3. Bar





DOON INTERNATIONAL SCHOOL SRINAGAR

SUBJECT: MATHS

Assignment: I

Grade: II

Name: _____ Roll no. _____ Sec: _____

A. PLACE VALUE

Example:

3 This number has one digit

11 This number has two digits

123 This number has three digits

$\begin{array}{r} \underline{3} \\ \underline{11} \\ 123 \end{array}$	3, 1 and 3 are all in the one's place and their place values are 3, 1 and 3
-----------------------------------------------------------------------	------------------------------------------------------------------------------------

$\begin{array}{r} 3 \\ \underline{11} \\ 123 \end{array}$	1 and 2 are all in the ten's place and their place values are 10 and 20
-----------------------------------------------------------	--------------------------------------------------------------------------------

$\begin{array}{r} 3 \\ 11 \\ \underline{123} \end{array}$	1 is in the hundred's place and its place value is 100
-----------------------------------------------------------	---------------------------------------------------------------

➤ Give the place value of underlined digits:

1. $\underline{1}6$: _____

2. $\underline{4}8$: _____

3. $\underline{7}7$: _____

4. $3\underline{4}4$: _____

5. $\underline{3}11$: _____

6. $\underline{9}99$: _____

7. 789: _____

B. EXPANDED FORM:

Example:

The number **352** has **3 hundreds + 5 tens + 2 ones**.

This is same as **300 + 50 + 2**.

➤ **Give the expanded form of following numbers:**

1. **112** : 1 hundred + 1 ten + 2 ones = 100 + 10 + 2

2. **43** : _____

3. **119** : _____

4. **166** : _____

5. **119** : _____

6. **879** : _____

7. **312** : _____

8. **82** : _____

C. ORDER OF NUMBERS :

Increasing order: When we write numbers from smallest to greatest, we say they are in the increasing order.

Example: 7, 14, 21, 28

20, 21, 22, 23

➤ Arrange the following in **increasing order**:

1. 163 , 21 , 80 _____

2. 101 , 126 , 162 _____

3. 138 , 134 , 130 _____

4. 82 , 45, 8, 64 _____

5. 78 , 555 ,68 , 11 _____

6. 88 , 49, 55, 99, 16 _____

7. 55, 99, 47, 66, 61 _____

8. 68 , 88, 99, 21 ,23 _____

Decreasing order:When we write numbers from greatest to smallest, we say they are in the decreasing order.

Example: 28,21,14,7
23,22,21,20

➤ Arrange the following in **decreasing order**:

1. 115 , 51 , 150 _____

2. 29 , 261 ,60 _____

3. 88 , 15, 20 _____

4. 21 , 99, 4, 56 _____

5. 52 , 55, 14 ,56 _____

6. 19 ,27, 31, 7, 28 _____

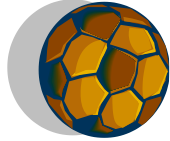
7. 89 ,52 ,65 ,85, 12 _____

8. 99, 7, 45, 56, 84 _____

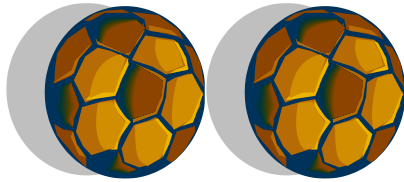
D. Even and odd numbers:

Even numbers: Those numbers that can be put in pairs are called **Even numbers**.

Odd numbers: Those numbers that cannot be put in pairs are called **Odd numbers**.



This is one ball.








This is a pair of balls.

➤ Ring the objects in pairs to find whether they are **even** or **odd**:



Odd







DOON INTERNATIONAL SCHOOL SRINAGAR

SUBJECT: EVS

Assignment: I

Grade: II

Name: _____ Section _____ Roll No: _____

TOPIC: ABOUT MYSELF

Q 1: Answer the following questions.

1) Where do you live?

Ans:

2) How many brothers and sisters do you have?

Ans:

3) Write three things you can do on your own.

Ans 1).....

2).....

3).....

Q 2 : Tick the things that you like do in your free time.

1. I like to paint

2. I like to swim

3. I like to play

4. I like to water the plants

Q 3. Read and complete.

a. My favourite food is

b. My favourite drink is

c. My favourite animal is

d. My favourite cartoon show is

e. My favourite day of the week is

f. My favourite country is

g. My favourite city is

h. My favourite game is


i. My favourite colour is

j. My favourite place for shopping is


k. My favourite book is

l. My favourite English word is

Q 4: Draw a clock and show at what time you get up every day.



Q 5: Draw any three sense organs.



Self Introduction

What's your name?

Hello! My name is _____.



How old are you?

I am _____ years old.



How are you?

I'm _____.



Where are you from?

I'm from _____.



Where do you live?

I live in _____.



What school do you go to?

I go to _____ school.

What subject do you like?

I like _____.



What subject don't you like?

I don't like _____.

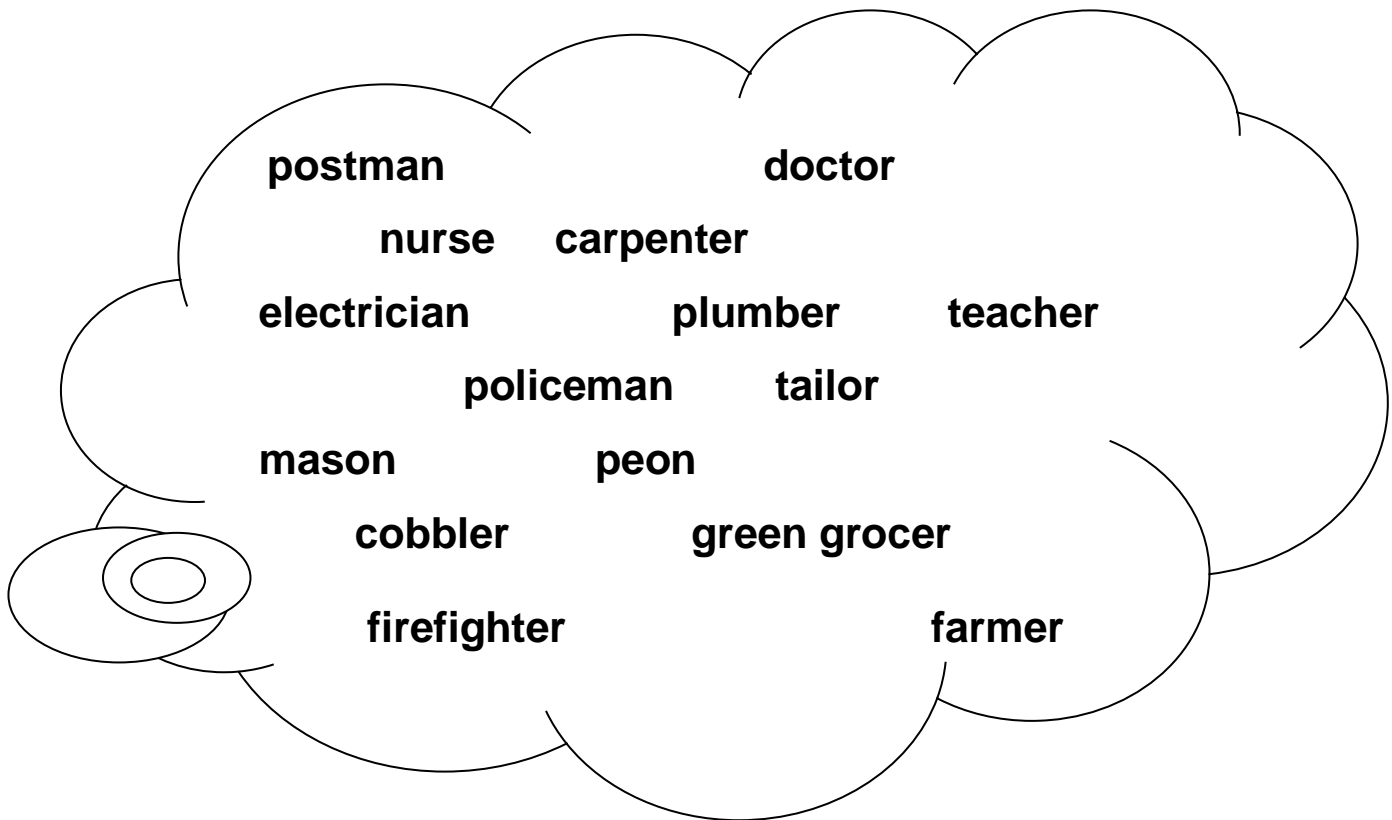


That's me!

Topic: People Who Help Us

A. Dear children! We should always respect people who help us in our daily life.

Circle the helpers in the given cloud that help you at home.



B. Unscramble the following words.

1. umblper _____
2. elph _____
3. pleope _____
4. weesper _____
5. rpescte _____
6. indk _____

7. asnom _____

C. Answer in one word.

1. Who looks after us when we are sick?

2. Who fixes and repairs electrical things?

3. Who designs buildings for us?

4. Who helps us in case of a fire?

D. Write T for true and f for false.

1. A green grocer sells fruits and vegetables. _____

2. A tailor fixes taps and pipes. _____

3. A butcher sells fruits and vegetables _____

4. A plumber is called to fix lights and fans _____

E. How should we behave with people who help us?

Ans: _____

F. Who is your favourite helper and why?

Ans : _____

G. Who am I? Look at the picture carefully and name the helper. Colour it.





DOON INTERNATIONAL SCHOOL SRINAGAR

SUBJECT: COMPUTER


Assignment: I

Grade: II

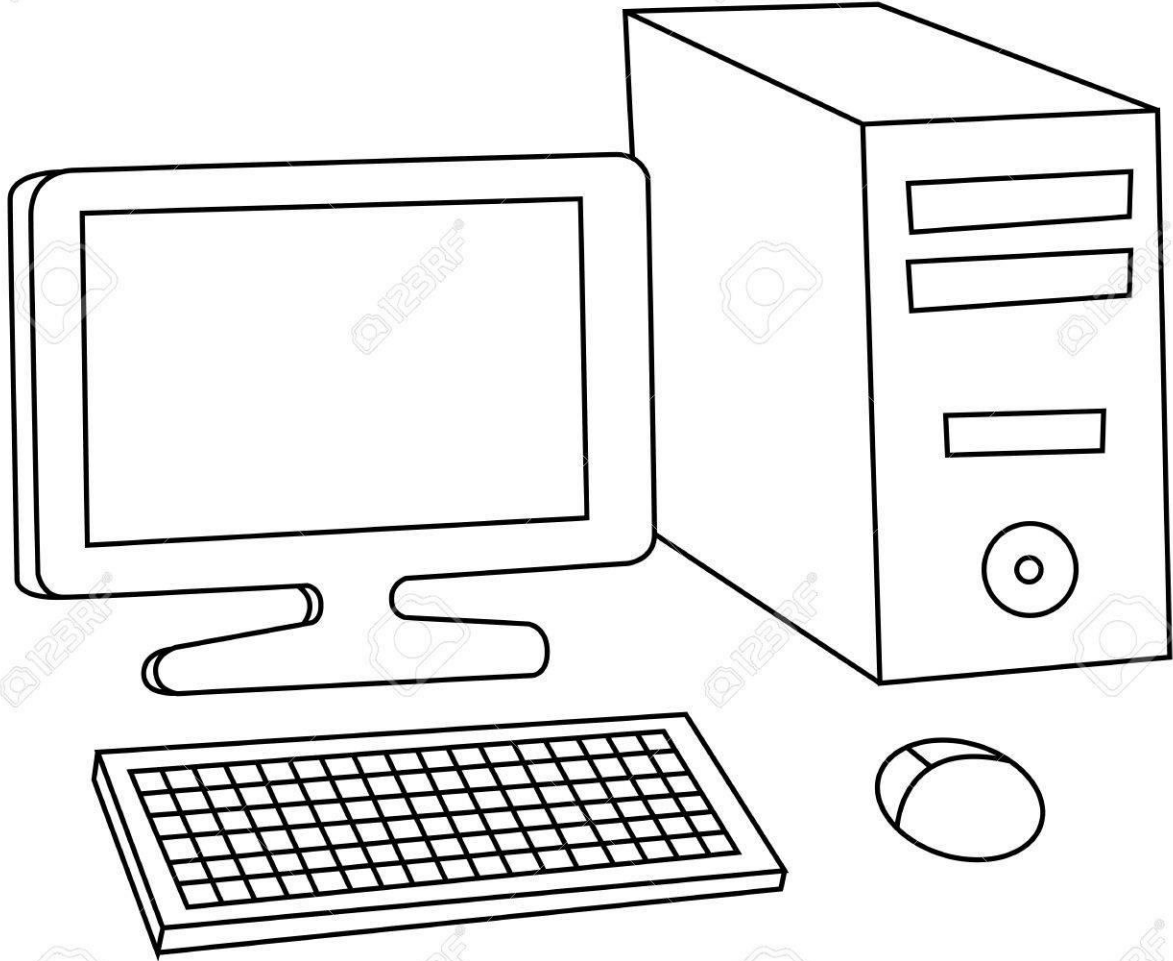
Name: _____ Roll no. _____ Sec: _____

Topic: Computer a Machine and Parts of a Computer


A. Color and name these different types of computer.



.....



.....



.....

B. Write a few sentences about what a computer can do and a human cannot.

.....
.....
.....
.....
.....
.....


C. Name the places where you have seen computers and specify the jobs they do.

.....
.....
.....
.....
.....
.....
.....

..


D. Draw the following and write down their functions:

1. Printer



.....
.....
.....
.....

2. Microphone



.....
.....
.....
.....

3. Speaker



.....
.....
.....

.....
.....

E. Encircle the listed words in the puzzle.

Name _____



Parts of a Computer



D V D Q E K C M Z S X S
D O B R Z P O J E X R M
B K R R C N W N U E W Z
Y P R I I V O G K B N Q
K H X T D H I A L S E I
P E O K P X E M O U S E
S R Y D Y P V J L T X B
B X A B S R E T N I R P
K E T J O A D R T S T W
H D C P W A Y M C N P O
X I A M A M R I N G V C
T A Q S B C T D S L Z X

DVD



KEYBOARD



MOUSE



SPEAKERS



HEADPHONES



MONITOR



PRINTER



دُون انٹرنیشنل اسکول سرینگر

مضمون: اردو اظہار وجودہ موضوع: حروف کی مختلف حالتیں جماعت: دوم

سوال ۱:- الف کی ابتدائی حالت پر پانچ الفاظ لکھیے۔

۱۔ _____ ۲۔ _____ ۳۔ _____

۴۔ _____ ۵۔ _____

سوال ۲:- الف کی درمیانی حالت پر پانچ الفاظ لکھیے۔

۱۔ _____ ۲۔ _____ ۳۔ _____

۴۔ _____ ۵۔ _____

سوال ۳:- الف کی آخری حالت پر پانچ الفاظ لکھیے۔

۱۔ _____ ۲۔ _____ ۳۔ _____

۴۔ _____ ۵۔ _____

سوال ۴:- دیے گئے حروف پر تین الفاظ لکھیے۔

۱۔ (ب) _____

۲۔ (ج) _____

۳۔ (گ) _____

۴۔ (م) _____

سوال ۵:- ”س“ والے الفاظ کو دائرہ بند کیجیے۔

ساگ - ہزار - باز - شال - سامان - پچاس

سوال ۶:- ”ل“ والے الفاظ کے نیچے خط لگائیے۔

لاج - لگام - موسم - نمک - جاہل - قابل - وطن

سوال ۷:- ”م“ کو ”م“ والے الفاظ سے ملائیے۔

مال

عمل

گلاب

م

جاگ

مقام

سوال ۸:- خالی جگہوں کو پُر کیجیے۔

۱۔۔۔۔۔ رف

۲۔۔۔۔۔ اک

۳۔۔۔۔۔ م۔۔۔۔۔ رچ

۵۔۔۔۔۔ ع۔۔۔۔۔ م

۶۔۔۔۔۔ ت۔۔۔۔۔ لی

ڈون انٹرنیشنل اسکول سرینگر

مضمون: اردو اظہار وجودہ موضوع: دعا جماعت: دوم

سوال ۱:- بندہ کس کو کہتے ہیں؟ اس کا والی کون ہے؟

جواب -----

سوال ۲:- محنت کی عادت سے کیا مراد ہے؟

جواب -----

سوال ۳:- تین ہم آواز الفاظ لکھیے۔

جواب ۱- -----

۲- -----

۳- -----

سوال ۴:- واحد کے جمع لکھیے۔

۱- باجا -----

۲- کمرہ -----

۳- طوطا -----

۴- تارا -----

سوال ۵: دیے گئے اشارات کی مدد سے خدا کی چند صفتیں چھوٹے چھوٹے جملوں میں لکھیے۔

خالق

مالک

رزاق

کریم

رحیم

اشارے: واحد (ایک)، پیدا کرنے والا، پالنے والا، رزق دینے والا، رحم کرنے والا، کرم کرنے والا
سوال ۶: خالی جگہوں کو پُر کیجئے۔

- (۱) اے دنیا کے باغ کے -----
(۲) دل کے ----- جان کے مالک۔
(۳) ----- میں وطن کین الفت بھر دے۔
(۴) دنیا ----- جہاں کے مالک۔

سوال ۷: الفاظ کے معنی لکھیے۔

جگ -----
والی -----
افت -----
کامل کرنا -----
ہنر -----