



DOON INTERNATIONAL SCHOOL SRINAGAR

SUBJECT: Computer

Solved Assignment

Grade: I

CHAPTER: USES OF COMPUTER

Instructions:

- Students are to read and understand the chapter.
- The students will be acquainted with uses of computer in different fields.
- All work to be done on computer book.

A computer is a very useful machine. It helps us do many things. Using computer we can do much more. Computers are used in different places for different kinds of work.

Places in which computers are used are

At home: You can do your homework and projects using a computer. You can use it to write letters and to play games.

At hospital: Computers keep track of patients and medical information.

At airport: Computers help in keeping records of all the passengers, booking of tickets, etc.

At bank: Computers are used for keeping records of account/account holder.

At school: Computers are used for teaching. Computer helps the teacher to teach and prepare report cards.

At railways: Computers help in giving information about ticket reservations and bookings.



Page no. 19

A. Fill in the blanks

1. We can play games on a computer.
2. A computer is a machine.
3. We can store information in a computer.
4. We can make drawings on a computer.
5. We can listen to music on a computer.

B. Write T (true) or F (false)

1. A computer cannot solve sums. F
2. We cannot play games on a computer. F
3. We can make drawings on a computer. T
4. We cannot type letters on a computer. F

C. Tick the best answer

1. Computer is used to send and receive messages.
a. Games b. sums c. **messages**

2. A computer is used to listen to music.

a. **music**

b. letters

c. pictures

D. Answer in one word:

1. Which machine can be used to book ticket online?

Ans: Computer.

2. What can we watch on a computer?

Ans: Movies.

Page no. 20

My Activity (Do it yourself)

Page no. 21

My Activity

A	O	R	W	T	Y	S
M	F	U	C	F	B	H
V	F	E	N	A	W	O
Z	I	O	P	T	C	P
S	C	H	O	O	L	Z
I	E	L	R	H	D	X
A	I	R	P	O	R	T

Practical Work:

1. Play music on computer.

2. Play a CD on computer.

CHAPTER: PARTS OF A COMPUTER

- The students will be acquainted with different parts of a computer.

Just like our body, a computer is also made up of many parts. These parts work together to perform different functions. Primary parts of a computer are keyboard, monitor, mouse and CPU.

Let us understand the functions of computer parts:

Monitor: A monitor allows you to see what you are doing on the computer.

The Monitor looks like a TV screen

Thin flat screen monitors are called “LED” that provide a clear display for the user.

CPU: The full form of CPU is ‘Central Processing Unit’. It is also called the microprocessor.

The CPU solves problems and control operations of all other parts of computer.

Keyboard: A keyboard is used for typing.

The keyboard has keys for alphabets, numbers and signs.

Pressing the keys to write something on the computer is called typing.

When you type the command, the computer starts working on that command.

Mouse: A mouse is a pointing device and used for pointing and clicking.

The Mouse has two buttons and a scrolling wheel between the two buttons.

The Mouse has a pointer linked to the screen which moves in the direction the mouse moved.



Page no. 25: Do it yourself

Page no. 27

A. Fill in the blanks:

1. CPU is the brain of computer.
2. We can type alphabets or numbers using the keyboard.
3. Printer is used to take a printout on paper.
4. A monitor shows the work done on a computer.

B. Write T (true) or F (false)

1. A monitor looks like a television. T
2. You can watch stories on the CPU. F
3. A mouse is used to draw pictures. T
4. A mouse has many keys. F

C. Tick the best answer:

1. A mouse is used to point at things on the monitor.
 (a) CPU (b) **Mouse** (c) Printer
2. A monitor looks like a television.
 (a) **Television** (b) CPU (c) Mouse
3. A computer has a keyboard with many keys.

- (a) Blocks (b) **Keys** (c) Mouse

D. Answer in one word:

1. What do we use to type letters, numbers or word?

Ans: Keyboard

2. Which part of a computer helps us to play games?

Ans: Mouse

Page no. 28

E. Rearrange the jumbled letters to get the name of the computer parts.

1	MSEOU	MOUSE
2	ROTIONM	MONITOR
3	CUP	CPU
4	DRAOBYEK	KEYBOARD

F. My activity (do it yourself)

Practical Work:

1. Open word pad and write your name with the help of keyboard.
2. Draw a picture of your choice with the help of mouse.



DOON INTERNATIONAL SCHOOL SRINAGAR

SUBJECT:English

Solved Assignment

Grade 1

Instructions:

- After reading and comprehending the chapter with the help of the synopsis given below, students are to follow the questions provided here with answers related to the entire chapter.
- Students will read the text in between the lines with understanding and with correct pronunciation in order to comprehend as well as to spell words and expressions correctly.

CHAPTER : 02 (The Little Bird)

The students are instructed to write down the questions-answers (**A, B, C, D, F, G**) on their respective fair notebooks & section (**E, H**) on their textbooks.

Synopsis of the Chapter

The chapter “*The Little Bird*” is about four friends called **Jo, Mahi, Bir** and **Anu** who are inside their house since it is raining and the grass outside is wet. **Jo** asks his friends what are they supposed to do the whole day and **Mahi** responds that they cannot go outside to play as it’s raining. Suddenly, **Bir** sees a **bird** has come into their house and **Jo** decides to keep that bird in a box. **Anu** says that they must not do that as the bird will feel sad. **Bir** on the other hand, opens the window and sees that the clouds have disappeared, the sky is blue again and the sun is shining. As soon as **Bir** opens the window, the little bird hops out. The **bird** is happy and it flies to a big tree. The bird starts singing that it loves the **trees, the flowers and the sunshine too**. It also sings that it likes **Jo, Bir, Anu and Mahi** because they set it free.

- **Read and understand.**

A. Write T for true or F for false.

1. The grass was wet. **T**
2. The children played outside the house. **F**
3. A little bird came into the house. **T**
4. Mahi wanted to keep the bird in a box. **F**

B. Answer these questions.

1. Why were the children inside the house?

Answer: The children were inside the house because it was raining outside.

2. Who said, 'We cannot go out to play'?

Answer: Mahi.

3. Who opened the window?

Answer: Bir opened the window.

4. Where did the little bird fly to?

Answer: The little bird flew to a big tree.

C. Match the columns.

- | | |
|--------------|-----------|
| 1. A baby | a. paints |
| 2. Rahul | b. dances |
| 3. A peacock | c. flows |
| 4. A river | d. sails |
| 5. A ship | e. smile |

Answer: 1: e 2 : a 3: b 4: c 5: d

D. Fill in double letters to complete the words.

ee oo ll

1. Wi ll
2. Ba ll
3. Loo k
4. Tr ee
5. See
6. Boo k

- **SPELL IT RIGHT**

D. Unscramble the letters to make words.

COCKL	COLUD	CLTHEOS
Clock	Cloud	Clothes

- **KNOW YOUR GRAMMAR**

F. Rewrite these sentences. Begin with a capital letter and end with a full stop.

1. **the children wanted to play outside**

The children wanted to play outside.

2. **bir opened the window**

Bir opened the window.

3. **the sun was shining in the sky**

The sun was shining in the sky.

4. **The bird began to sing**

The bird began to sing.

G: Match the columns to make sentences.

- | | |
|--------------------------|--------------------------|
| 1. There were clouds | a. into the house. |
| 2. It was | b. to keep the bird. |
| 3. A little bird came | c. Jo, Bir, Anu and Mahi |
| 4. Jo wanted | d. in the sky. |
| 5. The little bird liked | e. wet outside |

Answer:

1: d	2 : e	3 : a	4: b	5: c
-------------	--------------	--------------	-------------	-------------

• **THINK AND WRITE**

H1. Complete these sentences about yourself.

1. M y name is Sarah
2. I a m a girl.
3. I g o to schoo l.
4. I pla y with my t o ys.
5. I can read

Chapter 03: What Are They Doing?

The students are instructed to write down the question-answers (**B,C,E**) on their respective fair notebooks & Section(**A,D,F,G**) on the text book only.

Synopsis of the Chapter

In the chapter '*What Are They Doing*', **Raja** and **Neha** are at home because it is Sunday. **Raja** is reading a book and **Neha** is colouring a picture of the sun. On the other hand, **Mary** is brushing, but she is neither brushing her teeth nor her hair rather she is brushing her cat **Timmy**. **Jeet** likes plants, so he is watering them and his dog **Jojo** is helping him as it likes plants too. **Mina** is crying because her ice cream is on the floor and her cat **Kitty** is licking the ice cream from the floor. On the other hand, **Salma** is playing with big and small balloons. Some balloons are red whereas others are yellow in colour. **Mihir**, **Rani**, **Saif**, **Tom** and **Mala** are playing hide and seek. **Mihir** is hiding behind the chair and **Rani** is hiding under the table. **Tom** is hiding too under the quilt and **Mala** is looking for them. **Mala** tells **Saif** that she can see him hiding behind the curtain. Thus, all the children in the chapter are having fun playing together.

- **Read and understand.**

A. Look at the pictures and complete the sentences.

1. **Raja is reading.**
2. **Neha is colouring.**
3. **Rani is hiding.**
4. **Mina is crying.**

B. Answer these questions.

1. **Where are Raja and Neha?**

Answer: Raja and Neha are at home.

2. **Who is helping Jeet?**

Answer: Jojo, who is Jeet's dog is helping him.

3. **Where is Rani hiding?**

Answer: Rani is hiding under the table.

4. **Who does Mala see?**

Answer: Mala sees Saif.

C. Write these words in the correct column.

uncle	man	boy	woman	girl	aunt
-------	-----	-----	-------	------	------

HE	SHE
uncle	aunt
man	woman
boy	girl

- **SPELL IT RIGHT!**

D. Fill in letters to make words.



1. P **l**u m

2. **P**l ay

3. P **l**a nt

- **Think and write**

E. What do you like to do on a holiday?

1. I like to play.
2. I like to watch TV
3. I like to visit my friends.
4. I like to read a book.

F. Fun time.

1. Which words go together? Colour the boxes with the same colour.


CLIMB	plants	stars	trees
EAT	chalk	lunch	pencil
PACK	bags	birds	flowers

Answer: Climb: trees

Eat: lunch

Pack: bags

G. Look at the picture and answer the questions given below.



1. **Who is flying a kite?**
2. **Who is reading a book?**
3. **Who is listening to music?**
4. **Who is smelling the flowers?**
5. **Who is eating?**

Kabir is flying a kite.

Ela is reading a book.

Renu is listening to music.

Appu is smelling the flowers.

Jack and Aman are eating sandwiches.



DOON INTERNATIONAL SCHOOL,
SRINAGAR
SUBJECT: EVS
Solved Assignment
Grade: I

Instructions:

1. Read the chapters carefully and underline the difficult words.
2. Questions and answers to be done on fair notebook and book work on book.
3. Learn the given questions and answers and the book work.

CHAPTER 3: People who help us

Dear children ! Do you know what a community is?
A community is a group of people living or working together in the same area.
People do different kinds of jobs to earn money. They help us in many ways. They are our community helpers. They work to help others. The money earned fulfill their needs.

Different types of helpers shown below:

Community Helpers



Teacher



Doctor



Police Officer



Coach



Grocer



Firefighter



City Worker



Dentist



Mail Carrier



Plumber



Painter



Librarian

Lets remember:



We should always be kind and polite to the people who help us.



Doctor



Police Officer



Firefighter

A doctor treats us when we are sick.

A police man protects us from thieves.

A fire fighter helps us in case of a fire.



Mailman



Teacher

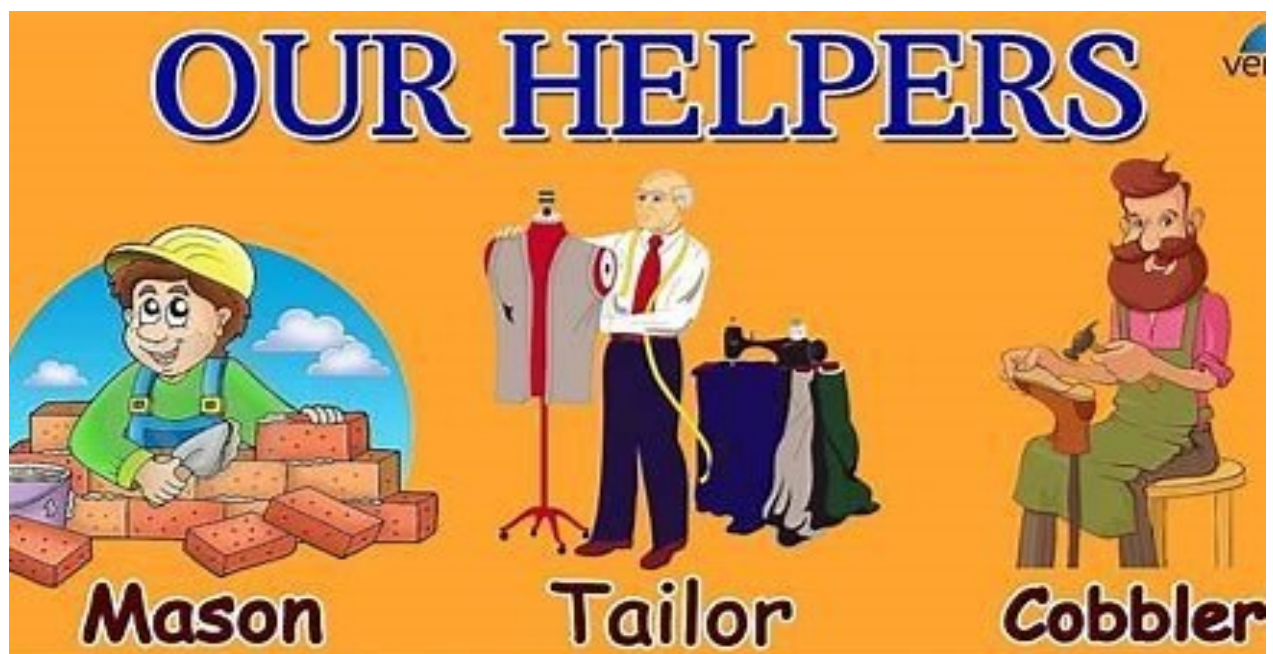


Nurse

A mailman or a post man delivers our letters.

A teacher teaches us many things in school.

A nurse looks after us when we are sick.



A brick mason makes walls for houses and buildings.

A tailor stitches clothes for us.

A cobbler mends our shoes.

Solved Questions And Answers And The Book Work: (to be done on school notebook).

a) Choose the correct answer.

1. Who makes tables and chairs for us?

- a) Milkman (b) Postman (c) Carpenter
(d) Tailor**

Ans: Carpenter

2. Which of these does a tailor do?

- 1. Stitches clothes (b) Delivers milk
(c) Delivers letters**

Ans: Stitches clothes

3. Which of these is related to a postman?

- a) Letters (b) Milk (c) Police station
(d) Clothes**

Ans: Letters

4. Who drives the school bus?

- (a) Postman (b) Milkman (c) Bus driver
(d) Sweeper**

Ans: Bus driver

5. Who helps us in school?

- (a) Teacher (b) Bus driver (c) Guard
(d) All of these**

Ans: All of these

B. Write T for true or F for false.

- | | |
|--|----------|
| 1. A milkman sells milk. | T |
| 2. A tailor stitches clothes for us. | T |
| 3. A postman delivers letters. | T |
| 4. A bus driver helps us look after our garden. | F |
| 5. A teacher teaches us in school. | T |

C. Answer the following questions.

Q1. Name any three people who help us at home?

Ans: a) Milkman

b) Plumber

c) Carpenter

Q2. Name any three people who help us in school.

Ans: a) Teacher

b) Bus driver

c) Peon

Q3. How should we treat people who help us?

Ans: a) We should respect all our helpers.

b) We should be always kind and polite with them.

Note: Memorize the given words and their spellings properly. Also write same on your notebook.

Helpers,	Teacher,	Bus driver,	Respect,	Polite,
Cobbler,	Carpenter,	Policeman,	Peon,	Mason,

CHAPTER 4: My Neighbourhood

Dear Children! Do you know what a neighbourhood is?

The area or the places near or around our house is called our neighbourhood. Each of the places in our neighbourhood is very important to us.

Picture below shows the places which come in our neighbourhood.



Let's remember:

We should not litter around .We should dispose off all household garbage properly. We should plant more trees.

Places around our neighbourhood



We study in school.

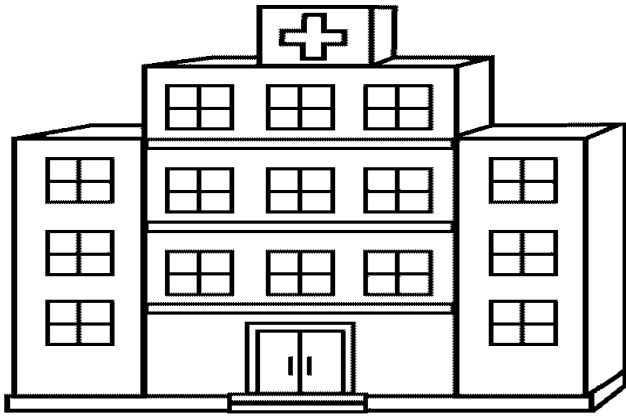


We play in the park.



We go to the market to buy things.

We go to the market to



when we are sick.

We go to the hospital



We go to a post office to buy stamps and envelopes and to post letters.

We go to a post office to

Solved Questions And Answers And The Book Work: (to be done on school notebook).

A.Fill in the blanks.

2. The area around our house is known as our neighbourhood.
3. We go to a hospital when we are sick.
4. We go to a park to play.
5. The police protect us from thieves.
6. We should keep our neighbourhood clean.

B. Answer the following questions.

Q1. Name any three important places found in your neighbourhood.

Ans: a) Hospital

b) Market

c) School

Q2. What is a market?

Ans: A market is a place where people go to buy or sell things.

Q3. Why do we go to a post office?

Ans: We go to a post office to:

c) buy stamps and envelopes

d) post letters.

Note: Memorize the given words and their spellings. Also write same on your school notebook.

Neighbourhood,	Market,	Post office,	Hospital,
Envelopes,	Letters,	School,	Area,
Fire station,	Things,	Stamps,	Teachers



DOON INTERNATIONAL SCHOOL, SRINAGAR

SUBJECT: HINDI

SOLVED ASSIGNMENT PT2

GRADE:I

१:- ई मात्रा वाले शब्द लिखिए ।

- १.मीठा
- २.धरती
- ३.पपीता
- ४.नीला
- ५.लडकी
- ६.पानी
- ७.दादी
- ८.रानी
- ९.आती
- १०.सयानी

२:-खाली स्थानों को ई की मात्रा लगा कर पूरा करिए ।

- १.उडत__
- २.नान__
- ३.कहत__
- ४.लकड__
- ५.कार_गर

३.उ मात्रा वाले शब्द लिखिए ।

- १.सुबह
- २.गुलाब
- ३.कुरसी
- ४.सुमन

५. मुरली
६. तुलसी
७. सुराही
८. चुलबुला
९. मुकुट
१०. गुडिया

४. ऊ मात्रा वाले शब्द लिखिए ।

१. भालू
२. धूल
३. दूध
४. खजूर
५. झूला
६. तराजू
७. मशहूर
८. कचालू
९. आलू
१०. भूख

५. खाली स्थानों को उ ओर ऊ की मात्रा लगा कर पूरा करें।

१. सबह
२. गलाब
३. धला
४. तराज
५. कचाल
६. खजर

६. ए मात्रा वाले शब्द लिखिए ।

१. देश
२. तेल
३. रेत
४. पेड

- ५.बेल
- ६.मेला
- ७.ठेला
- ८.रेखा
- ९.चेहरा
- १०.सवेरा

७. ऐ मात्रा वाले शब्द लिखिए।

- १.पेर
- २.चेन
- ३.बेर
- ४.मेना
- ५.मेदा
- ६.पेदा
- ७.केसा
- ८.पेसा
- ९.मेदान
- १०.तेरना

८. ए ओर ऐ की मात्रा लगाकर खाली स्थान पूरा करे।

- १.रखा
- २.दश
- ३.रत
- ४.कसा
- ५.जसा
- ६.पदा

व्याकरण

१. फलो के नाम:-

- १.सेब
- २.केला
- ३.आम

४. अनार
 ५. बेर
 ६. आड़ू
 ७. अंगूर
 ८. संतरा
 ९. पीता
 १०. तरबूज
२. सग्या किसे कहते हैं?
उतर:- नाम वाले शब्दों को सग्या कहते हे ।

Note: To be done on Hindi notebook



DOON INTERNATIONAL SCHOOL, SRINAGAR

SUBJECT: MATHEMATICS

Solved Assignment

Grade: I

Chapter: Subtraction

Instructions:

- Students will understand the chapter and they will properly respond to the given assignment.
- Do and practice from page 53- 74 on math book.
- Practice Simple Subtraction, 2-Digit Subtraction.
- Do and practice page 65 and 66 on math notebook.

Objectives:

The objective of this assignment is to make the students familiar with the following:

- Concept of subtracting zero, count back to subtract, Subtraction Facts, count Forward to Subtract, Subtracting Single digits From Double-Digit Numbers.


Introduction of the chapter:

- **Concept of Subtraction:**

(page no 53)


Subtraction means 'taking away', sign for subtraction is '-' (**minus**). We subtract to know how much is left.

Example 1:



If we have 5 apples and 3 are eaten we have 2 apples now. i.e. If we take 3 from 5 we get 2. Taking away is subtraction.

Example 2:



6 children were playing in the ground. 2 went back home. 4 are left in the ground now.

• **Concept of Count Back To Subtract:**

When we count back we start with the bigger number. Counting back is the first step taught as a subtraction tool.


Example 1: Subtract 3 from 9.

Start with the bigger number 9. Count back 3 numbers. We will reach 6.

Start with the bigger number. Count back to subtract.


(Refer to page 55)

9
3
6



8, 7, 6

7
2
5



6, 5

-Now do and practice rest of the parts according to this concept.

• **Subtracting Zero:**

When we subtract zero from any number, the answer is the number itself.

For Example: 7 pencils in the box, no pencil taken out. 7 pencils still in the box.

$$7 - 0 = 7$$

(Refer to page 56)

7
0
7

9
0
9

5
0
5

1	0
	0
1	0

9
0
9

• **Subtracting a Number from itself:**

When we subtract a number from itself, the answer is always 0.

For Example: There were 3 baby birds in the nest. All 3 flew away. Now, there are 0 baby birds in the nest.

$$3 - 3 = 0$$

(Refer to page 56)

8
8
0

9
9
0

5
5
0

7
7
0

4
4
0

• **Action Exercise:**

(Refer to page 60)

1. I saw 9 ants. 5 went into a hole. How many are left?

—	9
—	5
—	4

2. Priti bought 8 paper cups. She used 2. How many are left?

$$\begin{array}{r} 8 \\ 2 \\ \hline 6 \end{array}$$

3. Shikha made 10 sandwiches. She ate 3. How many are left?

$$\begin{array}{r|l} 1 & 0 \\ \hline & 3 \\ \hline & 7 \end{array}$$

4. Nasir had 7 bookmarks. He gave 5 to Pritam. How many are left?

$$\begin{array}{r} 8 \\ 2 \\ \hline 6 \end{array}$$

5. John found 5 shells. He threw all 5 back into Sea. How many are left?

$$\begin{array}{r} 8 \\ 2 \\ \hline 6 \end{array}$$

• **Count Forward to Subtract:**

When we count forward to subtract we start with the smaller number and count forward.

Example: We have 9 apples in the basket. 6 were eaten. We will start with smaller number 6. Count forward to 9. We have counted 3 numbers.

$$\begin{array}{r} 9 \\ 6 \\ \hline 3 \end{array}$$

-According to this concept, do and practice rest of the parts on book.

ڈون انٹرنیشنل اسکول، سرینگر

مادہ: اردو

تفویض

جماعت: اول

دوری: دوم

سبق نمبر ۳ : و، ی، ے کی مختلف حالتیں

سوال (۱): مندرجہ ذیل سوالات کے مختصراً جوابات لکھیے۔

(۱): دُور سے کون آئی؟

ج: روپ کی رانی دُور سے آئی۔

(۲): کون رویا؟

ج: چوڑا رویا۔

(۳): جو کی روٹی کون لائی؟

ج: جو کی روٹی عورت لائی۔

(۴): کیا ڈوبا؟

ج: سورج ڈوبا۔

(۵): کس کو پکڑو؟

ج: چور کو پکڑو۔

(۶): کتنے آنے کا پودا لایا؟

ج: نو آنے کا پودا لایا۔

سوال ۲: خالی جگہوں کو پُر کیجیے۔

۱۔ جون کی گرمی اور اُون کی نرمی۔

۲۔ بابا نے اب وردی سی لی۔

۳۔ بات کو تو لوسو چو بولو۔

۴۔ چا چائی نے چابی لے لی۔

سوال ۳: الفاظوں میں (و) کا استعمال کیجیے۔

۱۔ شور ۲۔ دولت ۳۔ پودا ۴۔ مور ۵۔ اولاد

سوال ۴: الفاظوں میں (ی) کا استعمال کیجیے۔

۱۔ گرمی ۲۔ نرمی ۳۔ روٹی ۴۔ وردی ۵۔ چابی

سوال ۵: الفاظوں میں (ے) کا استعمال کیجیے۔

۱۔ تارے ۲۔ پودے ۳۔ کمرے ۴۔ پیارے ۵۔ ہمارے

سوال ۶: آسان جملوں میں (و) کا استعمال کیجیے۔

۱۔ روپ کی رانی ۲۔ دور سے آئی

۳۔ بات کو تو لولو ۴۔ سو چو بولو

سوال ۷: آسان جملوں میں (ی) کا استعمال کیجیے۔

۱۔ جون کی گرمی ۲۔ اون کی نرمی

۳۔ چا چائی نے ۴۔ چابی لے لی

سوال ۸: آسان جملوں میں (ے) کا استعمال کیجیے۔

۱۔ سو سو کر کے دولت پائی ۲۔ نو آنے کا پودا لایا

سوال ۹۔ توڑ کر لکھیے۔

۱۔ چور = چ + و + ر

۲۔ وردی = و + ر + د + ی

۳۔ پکڑو = پ + ک + ر + و

۴۔ چاچا = چ + ا + چ + ا

۵۔ سورج = س + و + ر + ج

سوال ۱۰۔ جوڑ کر لکھیے۔

۱۔ بات = ب + ا + ت

۲۔ روٹی = ر + و + ٹ + ی

۳۔ سوچو = س + و + چ + و

۴۔ دولت = د + و + ل + ت

۵۔ چابی = چ + ا + ب + ی

ڈون انٹرنیشنل اسکول ہرینگر

تفویض

جماعت: اول

ماہ: اردو

دوری: دوم

سبق نمبر ۴: ہ کی مختلف حالتیں

سوال ۱: مندرجہ ذیل سوالات کے مختصراً جوابات لکھیے۔

(۱): کیا چل رہی ہے؟

ج: ہوا چل رہی ہے۔

(۲): وہ کس کا کمرہ ہے؟

ج: وہ آپ کا کمرہ ہے۔

(۳): کیا پہن لے؟

ج: گرتا پہن لے۔

(۴): آج کیا ہے؟

ج: آج ہولی ہے۔

(۵): سب سے کیا کہہ؟

ج: سب سے کہہ دو رمت رہ۔

(۶): کون سا موسم ہے؟

ج: بہار کا موسم ہے۔

(۷): کیا بند کر؟

ج: دروازہ بند کر۔

سوال: خالی جگہوں کو پُر کیجیے۔

۱۔ ہوا چل رہی ہے۔

۲۔ وہ آپ کا کمرہ ہے۔

۳۔ یہ گرتا پھن لے۔

۴۔ بہار کا موسم ہے۔

۵۔ دروازہ بند کر۔

۶۔ آج ہولی ہے۔

سوال ۳: الفاظوں میں (ہ) کا استعمال کیجیے۔

۱۔ چہل ۲۔ بہار ۳۔ کمرہ ۴۔ ہولی ۵۔ ہوا

سوال ۴۔ جملوں میں (ہ) استعمال کیجیے۔

۱۔ بہار کا موسم ہے۔ ۲۔ ہوا چل رہی ہے۔

۳۔ آج ہولی ہے۔ ۴۔ بہت چہل چہل ہے۔

سوال ۴۔ توڑ کر لکھیے۔

موسم = م + و + س + م

دروازہ = د + ر + و + ا + ز + ہ

پہن = پ + ہ + ن

ہولی = ہ + و + ل + ی