



DOON SCHOOL SRINAGAR,

WINTER ASSIGNMENT (SESSION 2025-2026)

Class: UKG

Theme: Winter Wonders and Little Thinkers !

Dear Parents,

Warm greetings from Doon School, Srinagar.

To keep our children joyfully engaged during the winter vacation, we have designed a balanced Winter Assignment that includes creativity, life skills, language development and early numeracy. These activities will strengthen your child's confidence, thinking ability, communication and learning habits.

Kindly allow your child to complete the work independently as far as possible. Your encouragement and gentle guidance will help them enjoy learning.



1: MY DAILY WINTER JOURNAL

Where to Do: One separate Notebook or Scrapbook

Work Type: Daily Drawing and Speaking

Daily Journal Format:

- **Date**
- **Day (Mon-Sun)**
- **Today's Weather**
- **How I Felt Today**
- **What Did I Do Today?**
- **New Word of the Day**
- **Helping Hands**
- **My Happy Moment**
- **My Star Rating**

Example:

Date: 15 December

Weather: Cold

Feeling: Happy

Activity: I played with my brother

New Word: Hungry

Helping Hands: I helped mummy



2: LITTLE THINKER TASKS

Where to Do: Scrapbook


What Melts and What Does Not – Example: Ice melts, stone does not

2. Hot or Cold – Example: Soup is hot, ice cream is cold

3. Big or Small – Example: Big ball and small ball

4. Do We Wear Woollen Clothes – Example: Because they keep us warm

5. Saving Electricity – Example: Switch off fan and lights when not needed











3: WINTER SOFT SKILLS CHALLENGE

Where to Do: Tick Sheet or Scrapbook

- Wearing sweater independently
- Packing school bag
- Folding blanket
- Arranging toys
- Pouring water carefully

- Brushing teeth twice daily
- Cleaning toys
- Saying Thank you and Sorry

WINTER LIFE SKILLS CHALLENGE

	LIFE SKILL	DONE (✓)
	Wearing sweater independently	<input type="checkbox"/>
	Packing school bag	<input type="checkbox"/>
	Folding blanket	<input type="checkbox"/>
	Arranging shoes	<input type="checkbox"/>
	Pouring water carefully	<input type="checkbox"/>
	Brushing teeth twice daily	<input type="checkbox"/>
	Cleaning toys	<input type="checkbox"/>
	Saying Thank you and Sorry	<input type="checkbox"/>

Example: ☒ Packs bag ☒ Arranges shoes ☒ Brushes daily

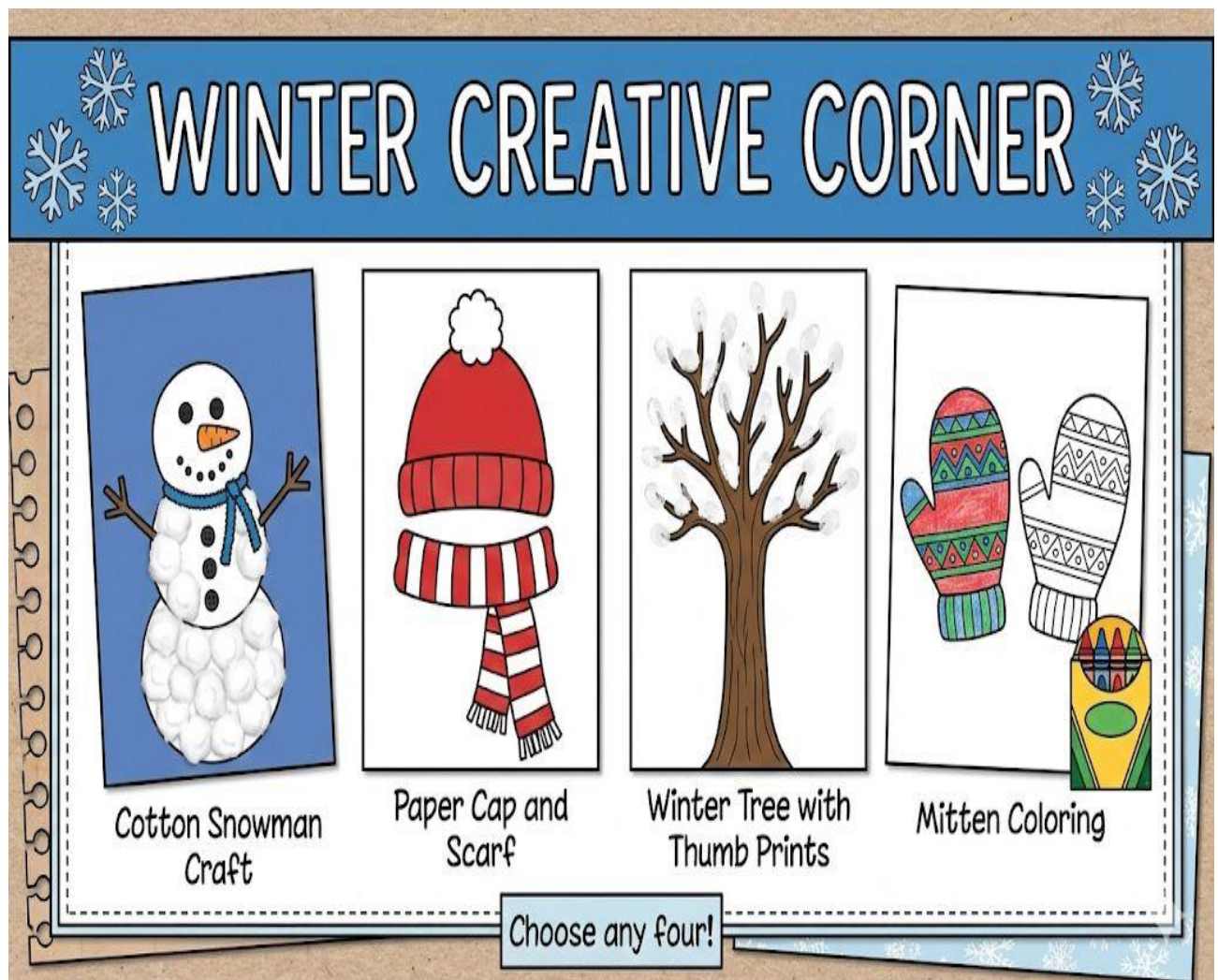
4: WINTER CRAFT CORNER

Where to Do: Scrapbook or Craft File

Choose any four:

- Cotton Snowman Craft
- Paper Cap and Scarf
- Snow Painting

- Winter Tree with Thumb Prints
- Mitten Coloring
- Nature Collage using dry leaves



5: MY FAMILY AND ME

Where to Do: Scrapbook

This theme helps children connect learning with their daily life at home. Through simple scrapbook activities, children express their experiences, feelings, and relationships with family members.

My Winter Morning

Children paste or draw a picture showing how they start their winter morning at home. This may include waking up in a warm blanket, brushing teeth, drinking warm milk, praying, or getting ready for school. Parents can help the child talk about the picture and write one or two simple lines dictated by the child.

Skills developed: self-expression, routine awareness, speaking

My Favorite Winter Food

Children paste a picture or draw their favorite winter food such as soup, porridge, dry fruits, or any home-made winter dish. They talk about why they like it and when they eat it. Parents can write the child's words below the picture.

Skills developed: vocabulary building, choice making, healthy food awareness

My Favorite Winter Game

Children draw or paste a picture of a game they enjoy playing during winter, such as indoor games, playing with siblings, or quiet play activities. The child talks about who they play with and how the game makes them feel.

Skills developed: emotional expression, imagination, social connection

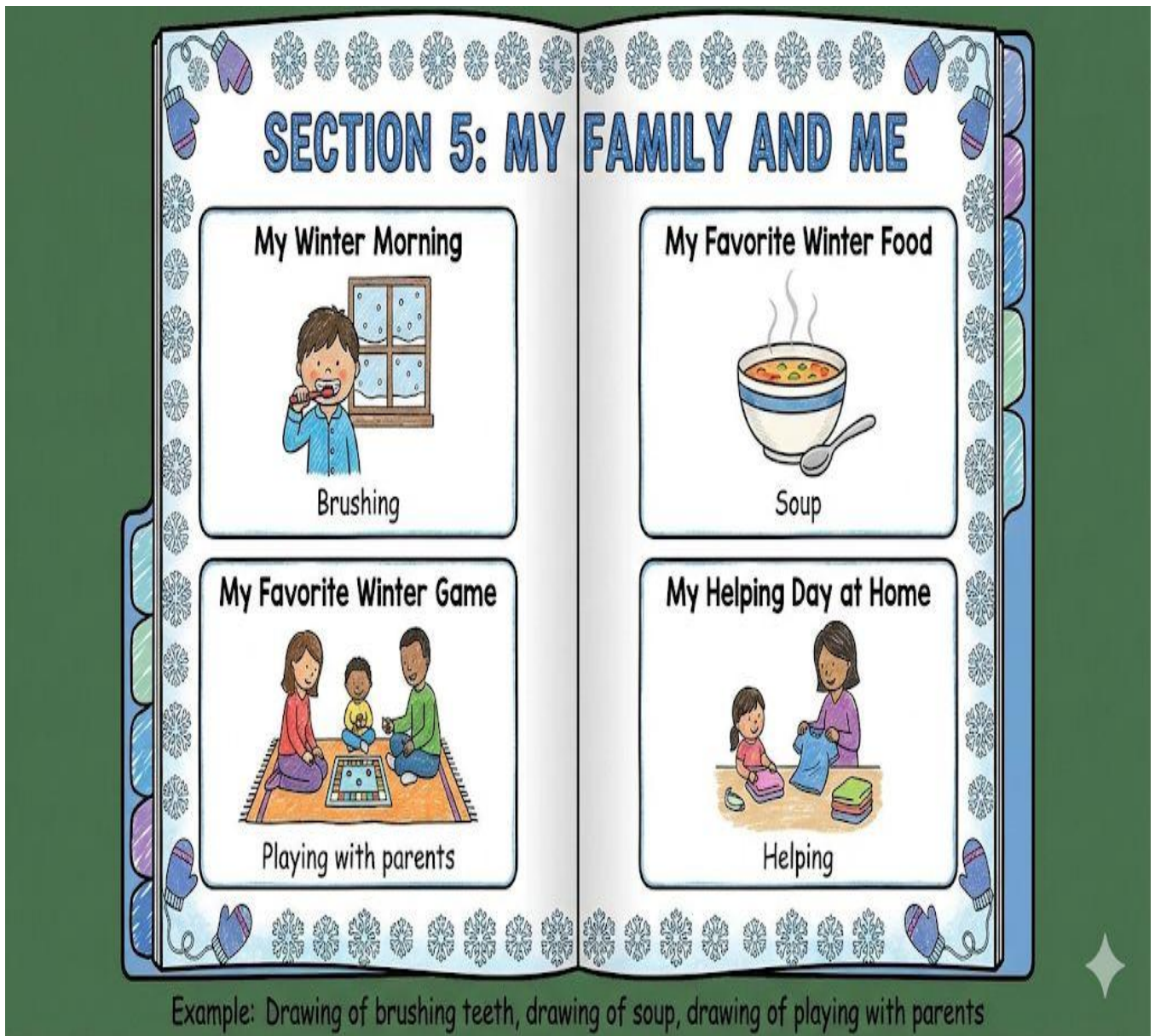
My Helping Day at Home

Children paste or draw a picture showing how they help at home, such as arranging toys, helping in the kitchen, watering plants, or keeping their room clean. Parents encourage the child to talk about the activity and appreciate their effort.

Skills developed: responsibility, confidence, family bonding

Learning Focus

These scrapbook activities encourage children to talk about themselves, use simple sentences, develop fine motor skills, and strengthen their bond with family members in a warm and meaningful way.



6: CONVERSATION PRACTICE

Daily Oral Speaking Practice

Parents should encourage children to speak during daily activities.
Start with simple sentences like:

- How are you? I am fine.
- May I drink water?
- Please open my bottle.

- Thank you for helping me.
- I am feeling cold.
- May I play outside?

Talk to your child often, ask simple questions, and encourage full sentences. Create more everyday conversations to help the child speak confidently.



7: SUGGESTED MOVIES & CARTOONS

Where to Do: At home with parent supervision

Movies: Frozen, Finding Dory, Kung Fu Panda, Stuart Little, Jungle Book

Cartoons: Tom and Jerry, Chota Bheem, Dora the Explorer, Motu Patlu

Parents are encouraged to talk with the child about the movies and cartoons watched. Ask simple questions and motivate the child to answer in short sentences.

Examples of Questions:

- **Who is your favourite character?**
- **What happened in the story?**
- **Was the character happy or sad?**
- **What did you like the most?**
- **Who helped the character?**

This helps improve listening, thinking, and speaking skills in a fun and natural way.

SUGGESTED MOVIES & CARTOONS

Parent supervision at home

MOVIES



Frozen

Finding Dory



Kung Fu Panda

Stuart Little



Jungle Book



CARTOONS



Tom and Jerry

Chhota Bheem



Dora the Explorer



Motu Patlu



8: LANGUAGE DEVELOPMENT – READING CORNER

Where to Do: Notebook

Children will read and practice these Three Letter Words (CVC Words):

cat, bat, rat, mat, pen, hen, ten, hop, top, mop, sun, bun, fun

Sight Words Practice:

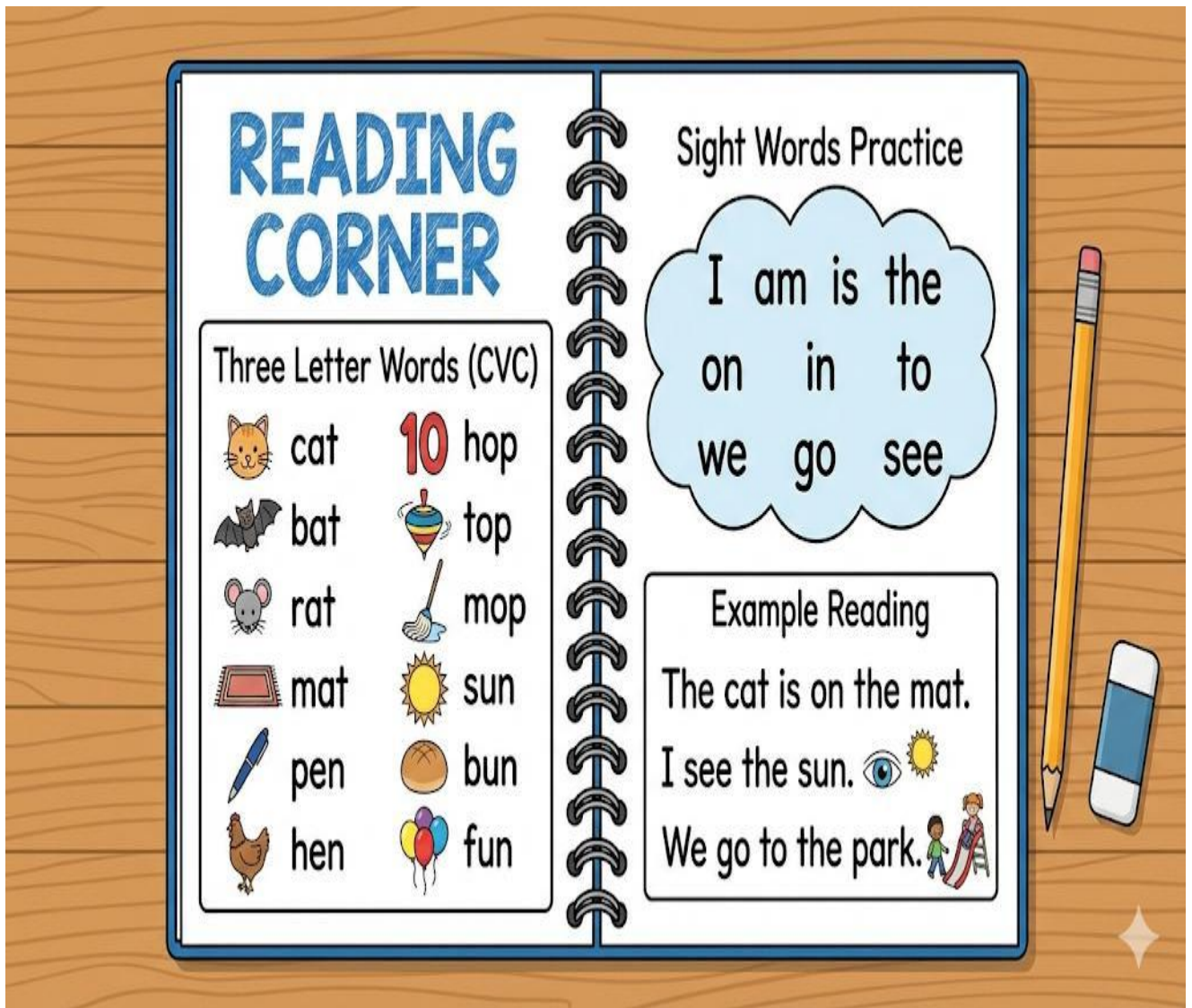
I, am, is, the, on, in, to, we, go, see

Example Reading:

The cat is on the mat.

I see the sun.

We go to the park.



9: WRITING CORNER

Where to Do: Notebook

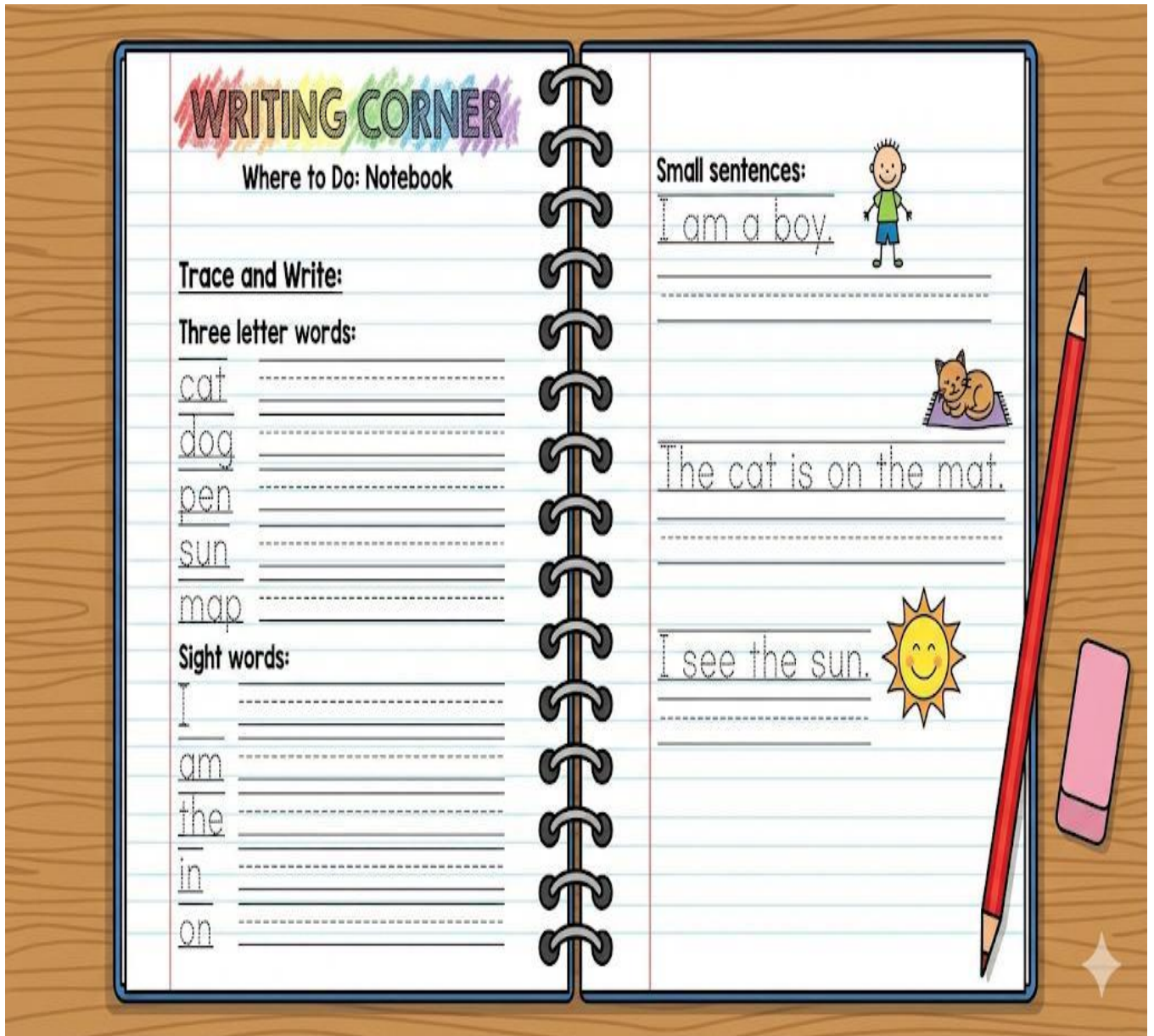
Children will trace and write:

- Three letter words: cat, dog, pen, sun, map
- Sight words: I, am, the, in, on
- Small sentences:

I am a boy.

The cat is on the mat.

I see the sun.



10: EARLY MATHEMATICS – CALCULATION CORNER

Where to Do: Math Notebook

Children will practice:

- Number writing from 1 to 30
- Forward counting 1 to 50
- Backward counting 20 to 1
- Before, After and Between numbers
- Simple addition and subtraction using objects

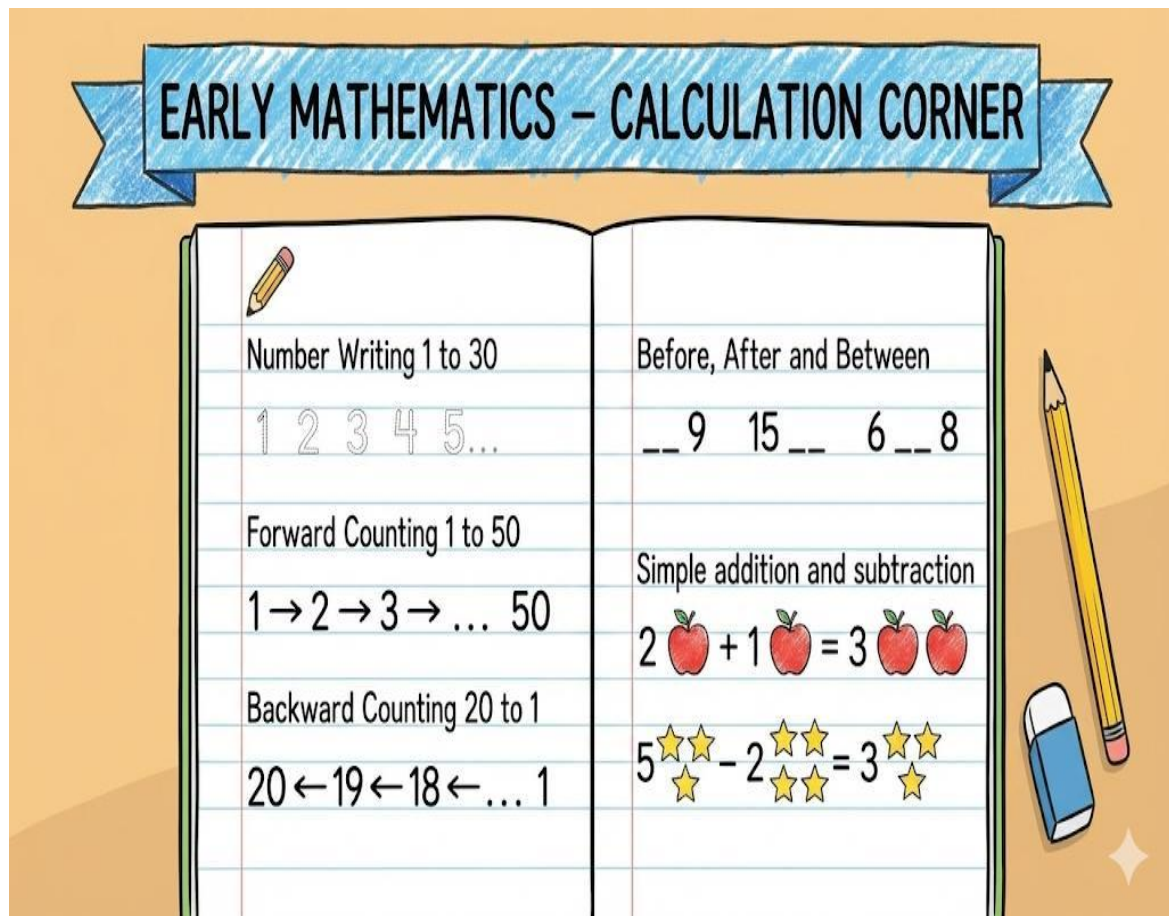
Examples:

$$2 + 1 = 3$$

$$5 - 2 = 3$$

What comes after 9?

What comes before 15?



Instructions & Guidelines for Parents

- **Allow your child to do the work independently.**
- **Guide gently through conversation, not by doing the work.**
- **Focus on effort and enjoyment, not perfection.**
- **Encourage daily speaking and sharing.**
- **Keep learning playful and stress-free.**
- **Ensure safety during activities.**
- **Label notebooks and scrapbooks properly.**

Learning Outcomes

Children will be able to:

- **Express feelings and ideas confidently.**
- **Use polite sentences and improve vocabulary.**
- **Read simple words and form short sentences.**
- **Understand basic concepts like hot-cold and big-small.**
- **Count numbers and do simple addition and subtraction.**
- **Develop creativity, independence, and life skills.**

Warm regards,,

Doon School, Srinagar

دون اسکول سرینگر

سرمائی تفویض برائے یو کے جی

سوال نمبر ۱: حروف تہجی کی آدمی اشکال کا اعادہ کریں اود کاپی پر
تحریری مشق کریں۔

حروف کی چھوٹی اشکال

ب ب پ پ ت ت ٹ ٹ ث ث ش

ج ج چ چ ح ح خ خ

س س ش ش ص ص ض ض

ع ع غ غ ف ف

ق ق ک ک گ گ

ل ل م م ن ن

ہ ہ ی ی ے ی

سوال نمبر ۲:- حروف کو ا (الف) سے جوڑیں اور لفظ بنائے۔


— = ا + ف
— = ا + ق
— = ا + ک
— = ا + گ

— = ا + ل
— = ا + م
— = ا + ن
— = ا + و
— = ا + ہ

— = ا + ب
— = ا + پ
— = ا + ت
— = ا + ث

— = ا + ط
— = ا + ظ
— = ا + ع
— = ا + غ

— = ا + ج
— = ا + چ
— = ا + ح
— = ا + خ

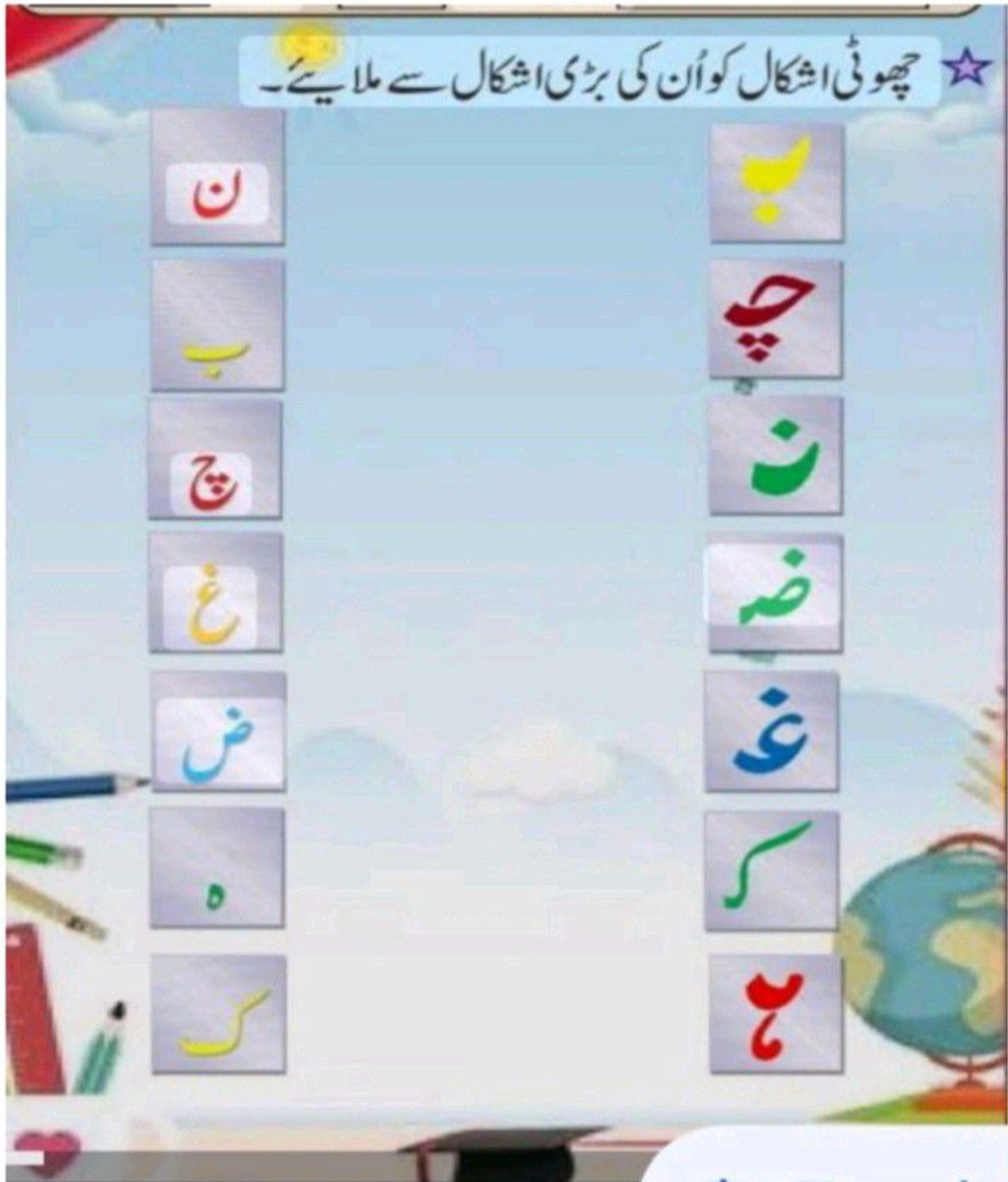


— = ا + س
— = ا + ش
— = ا + ص
— = ا + ض

— = ا + ر
— = ا + ز
— = ا + ز

— = ا + د
— = ا + ذ
— = ا + ذ

سوال نمبر ۳:- چارٹ پر رنگین کاغذ کا استعمال کر کے حروف اور ان کی آدھی اشکال لکھیے۔ حروف کو ان کی آدھی اشکال سے ملائے۔





DOON SCHOOL SRINAGAR,

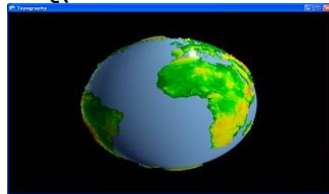
(SESSION 2025-26)

WINTER ASSIGNMENT HINDI GRADE -U.K.G

१. आप अपने आसपास के वातावरण में जो भी चीज़ें देखते हैं उन में किन्हीं पांच के चित्र बनाए या चिपकाए-



२. पृथ्वी का एक नमूना(model)चिकनी मिट्टी(clay)की साहिता से बनाए-



३. दो और तीन अक्षर वाले १५ शब्द लिखिए।
४. दो और तीन अक्षर वाले शब्दों के प्रयोग से फ्लैशकार्ड बनाए।